

rev.
247

WORKSPACE
REINVENTED

REV100

Height-Adjustable Desk

Clean, modern and easy to maneuver from sit to stand, the REV 100 Height-Adjustable Desk delivers an effortless transition at the touch of a button. Powerful dual motors lift quickly and quietly while three programmable memory presets save time and energy. Choose from multiple top configurations to suit your style and size and experience a workspace solution designed for greater concentration and a more comfortable workday.

STANDARD FEATURES:

- Sit or stand
- Charcoal finish on base
- Anti-collision safety feature
- Multiple top configurations with (2) 2" electrical grommets
- Hand control with:
 - Constant smooth movement and soft start/stop
 - (3) Programmable memory locations
 - (2) USB ports
- Pre-assembled frame kits significantly reduces installation time
- (4) Leveling feet



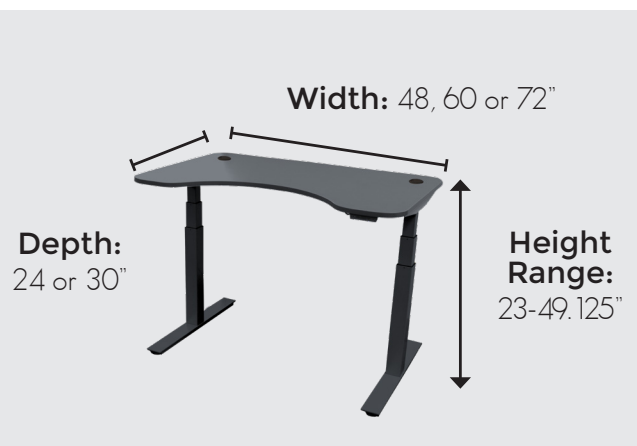
Load Capacity: 264 lbs.

REV100

Height-Adjustable Desk



rev100



Dual motor speed: 1.5" per second
Low noise rating: 39db

REV100

Height-Adjustable Desk

Name: _____

Email: _____

Organization: _____

Sales Rep: _____

Phone: _____

Quote: _____

STANDARD DESK SIZES:

REV100-4824

48"W x 24"D x 23-49.125"H

Qty _____

REV100-6024

60"W x 24"D x 23-49.125"H

Qty _____

REV100-7224

72"W x 24"D x 23-49.125"H

Qty _____

REV100-4830

48"W x 30"D x 23-49.125"H

Qty _____

REV100-6030

60"W x 30"D x 23-49.125"H

Qty _____

REV100-7230

72"W x 30"D x 23-49.125"H


Qty _____

**Note: rev247 offers multiple top configurations and thicknesses. Height elevation range may vary.*

TOP CONFIGURATIONS:




Cutout



Rectangular



Left Hand L-Shape



Right Hand L-Shape

OPTIONS:

RE410 - Battery

RE430 - Wireless Charger

RE485 - Pullout Storage Cubby

RE470 - (4) Locking Casters (Adds 2.25" to height)

RE420 - USB Bluetooth Dongle

RE125 - 1/4" Frosted Acrylic Modesty Panel*

RE125-B - 1/4" Frosted Acrylic Modesty Panel with Branding*

RE126 - 1/4" Frosted Acrylic Privacy Panel*

RE126-B - 1/4" Frosted Acrylic Privacy Panel with Branding*

RE251 - 22" Cord Management** Qty. _____

TOP COLORS:



Brushed Concrete



Weathered Grey




Mineral Grey



White Wood Grain



Cocoa Bean



Nightshade



Briarsmoke



Sandlewood

**Size based on width of table*

***When selecting a 72"W table, two cord management trays may be ordered.*

Other top materials available upon request.