

Name: _____

Phone: _____

School/Organization: _____

E-mail: _____

Dealer/Rep: _____

Sales Rep: _____ Quote: _____

WOOD BENCH 300

STANDARD FEATURES:

- Load capacity: 300 lbs. (2 Legs) & 600 lbs. (3 Legs)
- Solid oak or maple construction
- Shaker panel end (15"W x 3"D x 18"H)
- 2 Leg design on 36" and 48" lengths
- 3 Leg design on 60", 72", 84" and 96" lengths
- Hard plastic slides on bottom
- Ships fully assembled



Bench-300-36 with Custom Stain

STANDARD BENCHES:

- BENCH-300-36**
- 36"L x 15"W x 18"H
 - 2 Legs

QTY: _____

- BENCH-300-48**
- 48"L x 15"W x 18"H
 - 2 Legs

QTY: _____

- BENCH-300-60**
- 60"L x 15"W x 18"H
 - 3 Legs

QTY: _____

- BENCH-300-72**
- 72"L x 15"W x 18"H
 - 3 Legs

QTY: _____

- BENCH-300-84**
- 84"L x 15"W x 18"H
 - 3 Legs

QTY: _____

- BENCH-300-96**
- 96"L x 15"W x 18"H
 - 3 Legs

QTY: _____

STANDARD BENCHES WITH CUSHION:

- BENCH-300-36-UP**
- 36"L x 15"W x 18"H
 - 2 Legs
 - Upholstered Cushion

QTY: _____

- BENCH-300-48-UP**
- 48"L x 15"W x 18"H
 - 2 Legs
 - Upholstered Cushion

QTY: _____

- BENCH-300-60-UP**
- 60"L x 15"W x 18"H
 - 3 Legs
 - Upholstered Cushion

QTY: _____

- BENCH-300-72-UP**
- 72"L x 15"W x 18"H
 - 3 Legs
 - Upholstered Cushion

QTY: _____

- BENCH-300-84-UP**
- 84"L x 15"W x 18"H
 - 3 Legs
 - Upholstered Cushion

QTY: _____

- BENCH-300-96-UP**
- 96"L x 15"W x 18"H
 - 3 Legs
 - Upholstered Cushion

QTY: _____



Toll Free: 800.743.7738 | Fax: 605.882.8398
phsmedicalsolutions.com

Name: _____

Phone: _____

School/Organization: _____

E-mail: _____

Dealer/Rep: _____

Sales Rep: _____ Quote: _____

OPTIONS:

STANDARD UPHOLSTERY CHOICES:

- | | |
|------------------------------------------------------------------------------------------------------------------------|-------------------------------------------------------------------------------------------------------------------------|
| <input type="radio"/>  Royal Blue | <input type="radio"/>  American Beauty |
| <input type="radio"/>  Imperial Blue | <input type="radio"/>  Lark |
| <input type="radio"/>  Blue Ridge | <input type="radio"/>  Burgundy |
| <input type="radio"/>  Deep Violet | <input type="radio"/>  Dove |
| <input type="radio"/>  Forest | <input type="radio"/>  Charcoal |
| <input type="radio"/>  Mandarin Orange | <input type="radio"/>  Mocha |
| <input type="radio"/>  Black | <input type="radio"/>  Putty |








STANDARD WOOD CHOICES:

-  Oak
-  Maple

WOOD STAIN OPTIONS:

- Bench-Stain**

CUSTOM STAIN CHOICES:

- | | |
|------------------------------------------------------------------------------------------------------------------------|-------------------------------------------------------------------------------------------------------------------------|
| <input type="radio"/>  Warm Copper | <input type="radio"/>  Rustic Fall |
| <input type="radio"/>  Deep Garnet | <input type="radio"/>  Warm Caramel |
| <input type="radio"/>  Fossil Gray | <input type="radio"/>  Black Beauty |
| <input type="radio"/>  Tungsten | <input type="radio"/> Custom Wood Stain Color: _____ |

CUSTOM CUSHION BRANDING:








- Logo DB**
Deboss Logo
(12" x 12")
- DEBPLT12** - Deboss Plate



- Logo-CP**
Color Edge Print
(12"W x 12"H)



COLOR EDGE UPHOLSTERY CHOICES:

- | | |
|---------------------------------------------------------------------------------------------------------------------------|-----------------------------------------------------------------------------------------------------------------------|
| <input type="radio"/>  Blue Ribbon | <input type="radio"/>  Celestial |
| <input type="radio"/>  Purple Passion | <input type="radio"/>  Valentine |
| <input type="radio"/>  Crimson | <input type="radio"/>  Dolphin |
| <input type="radio"/>  Black | |

***Color Edge Print upholstery colors do not match Standard Upholstery colors.*

