

Name: _____

Phone: _____

School/Organization: _____

E-mail: _____

Dealer/Rep: _____

Sales Rep: _____ Quote: _____

STOR-EDGE™ STATIONARY CABINETS

STANDARD FEATURES:

- Available in wood or laminate finishes
- Cabinets available with or without exterior double doors
- Full extension glides on all drawers
- Black wire pull handles
- Heavy duty overlay hinges
- Weight racks and J-hooks provided where applicable
- Cabinets ship fully assembled
- All cabinets must be fastened to the wall (fasteners not included)



SC-003




SC-008

SC-003



SC-003D

SC-004



SC-004D

SC-006



SC-006D

- SC-003**
32"W x 23"D x 76"H
(3) Adjustable shelves
(3) 8" drawers
Slatwall hanger board
(6) J-hooks

QTY: _____

- SC-003D**
32"W x 24"D x 76"H
SC-003 Standard features
(2) Exterior doors

QTY: _____

- SC-004**
32"W x 23"D x 76"H
(5) Adjustable shelves

QTY: _____

- SC-004D**
32"W x 24"D x 76"H
SC-004 Standard features
(2) Exterior doors

QTY: _____

- SC-006**
32"W x 23"D x 76"H
(6) Adjustable shelves
(2) Fixed shelves
(4) 11" drawers

QTY: _____

- SC-004D**
32"W x 24"D x 76"H
SC-006 Standard features
(2) Exterior doors

QTY: _____



Toll Free: 800.743.7738 | Fax: 605.882.8398
pmsmedicalsolutions.com

Name: _____

Phone: _____

School/Organization: _____

E-mail: _____

Dealer/Rep: _____

Sales Rep: _____ Quote: _____

STOR-EDGE™ STATIONARY CABINETS

SC-007



- SC-007**
16.5"W x 18"D x 84"H
(5) Fixed cubby storage
Single cubby: 15"W x 18"D x 15"H
QTY: _____

SC-008



SC-008D

- SC-008**
32"W x 23"D x 76"H
(8) Band dispenser bar
(2) Weight hanger racks (10 weights/rack)
Slatwall hanger board
(12) J-hooks
QTY: _____
- SC-008D**
32"W x 24"D x 76"H
SC-008D Standard features
(2) Exterior doors
QTY: _____

SC-009



SC-009D

- SC-009**
32"W x 23"D x 76"H
(5) Adjustable shelves
Slatwall hanger board
(6) J-hooks
QTY: _____
- SC-009D**
32"W x 24"D x 76"H
SC-009D Standard features
(2) Exterior doors
QTY: _____

SR-010



SC-010D

- SC-010**
32"W x 23"D x 76"H
Bottom storage compartment
Slatwall hanger board
(12) J-hooks
QTY: _____
- SC-010D**
32"W x 24"D x 76"H
SC-010 Standard features
(2) Exterior doors
QTY: _____

SR-011



SC-011D

- SC-011**
32"W x 23"D x 76"H
(1) Adjustable shelf
(1) Clothes rod
(2) 11" Drawers
Slatwall hanger board
(6) J-hooks
QTY: _____
- SC-011D**
32"W x 24"D x 76"H
SC-003 Standard features
(2) Exterior doors
QTY: _____

SR-012



SC-012D

- SC-012**
32"W x 23"D x 76"H
(3) Adjustable shelves
(6) Storage cubbies
Slatwall hanger board
(12) J-hooks
QTY: _____
- SC-012D**
32"W x 24"D x 76"H
SC-012 Standard features
(2) Exterior doors
QTY: _____

Name: _____

Phone: _____

School/Organization: _____

E-mail: _____

Dealer/Rep: _____

Sales Rep: _____ Quote: _____

STOR-EDGE™ STATIONARY CABINETS

SR-013



SR-014



SR-015



- SC-013**
32"W x 23"D x 76"H
(2) Adjustable shelves
(1) Clothes rod
Slatwall hanger board
(6) J-hooks
QTY: _____
- SC-013D**
32"W x 24"D x 76"H
SC-013 Standard features
(2) Exterior doors
QTY: _____

- SC-014**
32"W x 23"D x 76"H
(2) Adjustable shelves
(4) 8" Drawers
Slatwall hanger board
(6) J-hooks
QTY: _____
- SC-014D**
32"W x 24"D x 76"H
SC-014 Standard features
(2) Exterior doors
QTY: _____

- SC-015**
48"W x 23"D x 76"H
(8) Adjustable shelves
(4) 8" Drawers
QTY: _____
- SC-015D**
48"W x 24"D x 76"H
SC-015 Standard features
(2) Exterior doors
QTY: _____

OPTIONS:

- Lock1001** - Lock on Drawers (Not Available with Flush Mount Handles)
- Lock Double Door** - Lock on Double Door
- TSFO-FHDR** - Flush Mount Handles on Drawers
- TSFO-FHLDD** - Flush Mount Handles on Large Exterior Doors

STANDARD WOOD CHOICES:

-  Oak
-  Maple







WOOD STAIN OPTIONS:

- MOD-Stain**

CUSTOM BRANDING:

- Decal Custom Small**
Small Logo Decal
(6"W x 6"H) 
- Decal Custom Large**
Large Logo Decal
(12"W x 12"H) 

CUSTOM STAIN CHOICES:

-  Warm Copper
-  Deep Garnet
-  Fossil Gray
-  Tungsten
-  Rustic Fall
-  Warm Caramel
-  Black Beauty
- Custom Wood Stain Color: _____

STANDARD LAMINATE CHOICES:

-  Oak
-  Maple
-  Cherry Merlot
-  Espresso
-  Grey
-  Storm Grey
-  Harbor Grain
-  Black