

Name: _____

Phone: _____

School/Organization: _____

E-mail: _____


Dealer/Rep: _____

Sales Rep: _____ Quote: _____

STOR-EDGE™ MEDICAL WALL CABINETS

STANDARD FEATURES:

- Available in wood or laminate finishes
- 1 Adjustable shelf in each cabinet
- 110° Euro hinges on doors
- Black wire pull handles
- Right or left hinges available on single door cabinets
- Mounting hardware not supplied



SEMCW-007

24" CABINET CONFIGURATIONS:

SEMCW-001

18"W x 12"D x 24"H

(1) Adjustable shelf

(1) Hinged door

QTY: _____



Right Hinged Left Hinged

SEMCW-009

18"W x 18"D x 24"H

(1) Adjustable shelf

(1) Hinged door

QTY: _____

Right Hinged Left Hinged

SEMCW-003

24"W x 12"D x 24"H

(1) Adjustable shelf

(2) Hinged doors

QTY: _____



SEMCW-011

24"W x 18"D x 24"H

(1) Adjustable shelf

(2) Hinged doors

QTY: _____

SEMCW-002

24"W x 12"D x 24"H

(1) Adjustable shelf

(1) Hinged door

QTY: _____



Right Hinged Left Hinged

SEMCW-010

24"W x 18"D x 24"H

(1) Adjustable shelf

(1) Hinged door

QTY: _____

Right Hinged Left Hinged

SEMCW-004

24"W x 12"D x 24"H

"L" Corner unit

(1) Adjustable shelf

(1) Hinged door

QTY: _____



Right Hinged Left Hinged

SEMCW-012

30"W x 18"D x 24"H

"L" Corner unit

(1) Adjustable shelf

(1) Hinged door

QTY: _____

Right Hinged Left Hinged



Name: _____

Phone: _____

School/Organization: _____

E-mail: _____

Dealer/Rep: _____

Sales Rep: _____ Quote: _____

STOR-EDGE™ MEDICAL WALL CABINETS

SEMCW-017

24"W x 12"D x 24"H

Corner unit
(1) Adjustable shelf
(1) Hinged door

QTY: _____

Right Hinged Left Hinged



SEMCW-019

30"W x 18"D x 24"H

Corner unit
(1) Adjustable shelf
(1) Hinged door

QTY: _____

Right Hinged Left Hinged

SEMCW-006

24"W x 12"D x 30"H

(1) Adjustable shelf
(1) Hinged door

QTY: _____

Right Hinged Left Hinged



SEMCW-014

36"W x 24"D x 30"H

(1) Adjustable shelf
(1) Hinged door

QTY: _____

Right Hinged Left Hinged

SEMCW-008

24"W x 12"D x 30"H

"L" Corner unit
(1) Adjustable shelf
(1) Hinged door

QTY: _____



SEMCW-016

30"W x 18"D x 30"H

"L" Corner unit
(1) Adjustable shelf
(1) Hinged door

QTY: _____

30" CABINET CONFIGURATIONS:


SEMCW-005

18"W x 12"D x 30"H

(1) Adjustable shelf
(1) Hinged door

QTY: _____

Right Hinged Left Hinged



SEMCW-013

18"W x 18"D x 30"H

(1) Adjustable shelf
(1) Hinged door

QTY: _____

Right Hinged Left Hinged

SEMCW-007

24"W x 12"D x 30"H

(1) Adjustable shelf
(2) Hinged doors

QTY: _____



SEMCW-015

24"W x 18"D x 30"H

(1) Adjustable shelf
(2) Hinged doors

QTY: _____

SEMCW-018

24"W x 12"D x 30"H

Corner unit
(1) Adjustable shelf
(1) Hinged door

QTY: _____



SEMCW-020

30"W x 18"D x 30"H

Corner unit
(1) Adjustable shelf
(1) Hinged door

QTY: _____

Name: _____

Phone: _____

School/Organization: _____

E-mail: _____

Dealer/Rep: _____

Sales Rep: _____ Quote: _____

OPTIONS:

OPTIONS:

- Lock1004** - Lock on Single Door
- Lock Double Door** - Lock on Double Door
- TSFO-FHDR** - Flush Mount Handles on Drawers
- TSFO-FHSD** - Flush Mount Handles - Single Door (18"W or 24"W)





STANDARD WOOD CHOICES:

-  Oak
-  Maple

WOOD STAIN OPTIONS:

- MOD-Stain**

CUSTOM STAIN CHOICES:

-  Warm Copper
-  Deep Garnet
-  Fossil Gray
-  Tungsten
-  Rustic Fall
-  Warm Caramel
-  Black Beauty
- Custom Wood Stain Color: _____

STANDARD LAMINATE CHOICES:

-  Oak
-  Maple
-  Cherry Merlot
-  Espresso
-  Grey
-  Storm Grey
-  Harbor Grain
-  Black

STANDARD COUNTERTOP CHOICES:

-  Brittany Blue
-  Navy Blue
-  Burgundy
-  North Sea Grey
-  Black
-  Royal Blue
-  Red
-  Hunter Green
-  Slate Grey

CUSTOM BRANDING:

- Decal Custom Small**
Small Logo Decal
(6"W x 6"H)



- Decal Custom Large**
Large Logo Decal
(12"W x 12"H)

