

Name:	
School/Organization:	
Dealer/Rep:	

Phone:			
E-mail:			
Sales Rep:		Quote:	

WOOD BENCH 200

STANDARD FEATURES:

- Load capacity: 300 lbs. (2 Legs) & 600 lbs. (3 Legs)
- Solid oak or maple construction
- Raised panel end (15"W x 3"D x 18"H)
- 2 Leg design on 36" and 48" lengths
- 3 Leg design on 60", 72", 84" and 96" lengths
- Hard plastic slides on bottom
- Ships fully assembled



Bench-200-36

STANDARD BENCHES:



BENCH-200-36 <ul style="list-style-type: none"> • 36"L x 15"W x 18"H • 2 Legs 	BENCH-200-60 <ul style="list-style-type: none"> • 60"L x 15"W x 18"H • 3 Legs 	BENCH-200-84 <ul style="list-style-type: none"> • 84"L x 15"W x 18"H • 3 Legs
QTY:	QTY:	QTY:
BENCH-200-48 <ul style="list-style-type: none"> • 48"L x 15"W x 18"H • 2 Legs 	BENCH-200-72 <ul style="list-style-type: none"> • 72"L x 15"W x 18"H • 3 Legs 	BENCH-200-96 <ul style="list-style-type: none"> • 96"L x 15"W x 18"H • 3 Legs
QTY:	QTY:	QTY:

STANDARD BENCHES WITH CUSHION:

BENCH-200-36-UP <ul style="list-style-type: none"> • 36"L x 15"W x 18"H • 2 Legs • Upholstered Cushion 	BENCH-200-60-UP <ul style="list-style-type: none"> • 60"L x 15"W x 18"H • 3 Legs • Upholstered Cushion 	BENCH-200-84-UP <ul style="list-style-type: none"> • 84"L x 15"W x 18"H • 3 Legs • Upholstered Cushion
QTY:	QTY:	QTY:
BENCH-200-48-UP <ul style="list-style-type: none"> • 48"L x 15"W x 18"H • 2 Legs • Upholstered Cushion 	BENCH-200-72-UP <ul style="list-style-type: none"> • 72"L x 15"W x 18"H • 3 Legs • Upholstered Cushion 	BENCH-200-96-UP <ul style="list-style-type: none"> • 96"L x 15"W x 18"H • 3 Legs • Upholstered Cushion
QTY:	QTY:	QTY:



STANDARD WOOD CHOICES:

	Oak
	Maple

WOOD STAIN OPTIONS:

Bench-Stain

STANDARD STAIN CHOICES:

	Warm Copper
	Deep Garnet
	Fossil Gray
	Tungsten

	Rustic Fall
	Warm Caramel
	Black Beauty
Custom Wood Stain Color:	

STANDARD UPHOLSTERY CHOICES:

	Royal Blue		American Beauty
	Imperial Blue		Lark
	Blue Ridge		Burgundy
	Deep Violet		Dove
	Forest		Charcoal
	Mandarin Orange		Mocha
	Black		Putty

CUSTOM CUSHION BRANDING:

- BS-36-LOGO** - Qty _____
- BS-48-LOGO** - Qty _____
- BS-60-LOGO** - Qty _____
- BS-72-LOGO** - Qty _____
- BS-84-LOGO** - Qty _____
- BS-96-LOGO** - Qty _____



- Logo DB**
Deboss Logo
(12"W x 12"H)
- DEBPLT12** - Deboss Plate










Full Color Graphics

- Logo CP** - Color Edge Print
(12"W x 12"H)



COLOR EDGE UPHOLSTERY CHOICES:

	Blue Ribbon		Celestial
	Purple Passion		Valentine
	Crimson		Dolphin
	Black		

***Color Edge Print upholstery colors do not match Standard Upholstery colors.*

