

Name:	
School/Organization:	
Dealer/Rep:	

Phone:			
E-mail:			
Sales Rep:		Quote:	

EB PORTABLE CHIROPRACTIC TABLE

STANDARD FEATURES:

- Load capacity: 350 lbs.
- Table weight: 35 lbs.
- Overall dimensions: 68"L x 22"W x 19"H
- Folded dimensions: 34"L x 9"W x 21.75"H
- Foldable with handle for easy transport
- Fixed arm rests
- Fixed height
- 2" High density foam
- Bottleneck shape
- ADA Compliant



PCT1000










STANDARD TABLE:

PCT1000 - EB Portable Chiropractic Table 68"L x 22"W x 19"H
QTY:

OPTION:

CA-30-PCT - Carry Case

STANDARD UPHOLSTERY CHOICES:

 Royal Blue	 Lark
 Imperial Blue	 Burgundy
 Blue Ridge	 Dove
 Forest	 Charcoal
 Black	 Mocha
 Putty	