

Name:	
School/Organization:	
Dealer/Rep:	

Phone:	
E-mail:	
Sales Rep:	Quote:

CAB-150

TREATMENT CABINET

STANDARD FEATURES:

- 30"W x 78"L x 31"H
- Load capacity: 600 lbs.
- 3 Section cabinet
- (2) Hinged doors on both sides (head end)
- (4) Pass through drawers with center stop
- (1) Adjustable shelf in door section
- Available in wood or laminate finishes
- 110° Euro hinges on doors
- 2" High density foam cushion
- Rounded corners
- Black wire pull handles



CAB-150 with Ratchet Style Lift Back and Split Leg



CAB-150


STANDARD CABINET:

CAB-150 - 30"W x 78"L x 31"H
QTY:

OPTIONS:

CAB-LB - 55° Lift Back Cushion (Manual Gas Shock)
CAB-LB-NGS - 60° Lift Back Cushion (Ratchet Style with no Gas Shock)
CAB-SL - 45° Split Leg Cushion
CAB-RSL - 45° Split Leg Cushion (Ratchet Style)
CAB-FL - Flush Mount Handles on Doors
Lock Double Door - Lock on Double Doors
Lock1001 - Lock on Drawers (Not available with flush mount handles)

Note: When purchasing lift back and split leg options, the lift back with manual gas shock (CAB-LB) must be ordered with the pole/pin plunger split leg (CAB-SL). The ratchet style lift back (CAB-LB-NGS) must be ordered with the ratchet style split leg (CAB-RSL).



CAB-LB

CAB-LB-NGS

CAB-SL

CAB-RSL

CAB-FL

Lock Double Door

Lock1001




STANDARD LAMINATE CHOICES:

 Oak	 Grey
 Maple	 Storm Grey
 Cherry Merlot	 Harbor Grain
 Espresso	 Black

STANDARD WOOD CHOICES:

 Oak
 Maple

STANDARD STAIN CHOICES:

 Warm Copper
 Deep Gamet
 Fossil Gray
 Tungsten

 Rustic Fall
 Warm Caramel
 Black Beauty
Custom Wood Stain Color:

WOOD STAIN OPTIONS:

CAB-Stain




CUSTOM BRANDING:

<p>Decal Custom Small Small Logo Decal (6"W x 6"H)</p> 	<p>Decal Custom Large Large Logo Decal (12"W x 12"H)</p> 
---	---

STANDARD UPHOLSTERY CHOICES:

 Royal Blue	 American Beauty
 Imperial Blue	 Lark
 Blue Ridge	 Burgundy
 Deep Violet	 Dove
 Forest	 Charcoal
 Mandarin Orange	 Mocha
 Black	 Putty

CUSTOM CUSHION BRANDING:

<p>Logo Cover - Logo Slip Cover (Lift Back Only) (30"W x 12"H)</p> 	<p>Logo DB - Deboss Logo (12"W x 12"H) DEBPLT12 - Deboss Plate</p> 								
<p>Logo CP - Color Edge Print (12"W x 12"H)</p> 	<p>COLOR EDGE UPHOLSTERY CHOICES:</p> <table border="1"> <tr> <td> Blue Ribbon</td> <td> Celestial</td> </tr> <tr> <td> Purple Passion</td> <td> Valentine</td> </tr> <tr> <td> Crimson</td> <td> Dolphin</td> </tr> <tr> <td> Black</td> <td></td> </tr> </table> <p><i>**Color Edge Print upholstery colors do not match Standard Upholstery colors.</i></p>	 Blue Ribbon	 Celestial	 Purple Passion	 Valentine	 Crimson	 Dolphin	 Black	
 Blue Ribbon	 Celestial								
 Purple Passion	 Valentine								
 Crimson	 Dolphin								
 Black									