

Name:	
School/Organization:	
Dealer/Rep:	

Phone:			
E-mail:			
Sales Rep:		Quote:	

# CAB-050

## TREATMENT CABINET

### STANDARD FEATURES:

- 30"W x 78"L x 31"H
- Load capacity: 600 lbs.
- 2 Section cabinet
- (2) Sliding doors on front with solid back
- (1) Adjustable shelf in each section
- Available in wood or laminate finishes
- 2" High density foam cushion
- Rounded corners
- Black wire pull handles



CAB-050 with Gas Shock Lift Back, Split Leg, Logo Slip Cover, Custom Stain and Small Logo Decal



CAB-LB

CAB-LB-NGS

CAB-SL

CAB-RSL

CAB-FL

### STANDARD CABINET:

<b>CAB-050</b> - 30"W x 78"L x 31"H
QTY:
Doors & Drawers: Right Side                      Left Side

### OPTIONS:

<b>CAB-LB</b> - 55° Lift Back Cushion (Manual Gas Shock)
<b>CAB-LB-NGS</b> - 60° Lift Back Cushion (Ratchet Style with no Gas Shock)
<b>CAB-SL</b> - 45° Split Leg Cushion
<b>CAB-RSL</b> - 45° Split Leg Cushion (Ratchet Style)
<b>CAB-FL</b> - Flush Mount Handles on Doors
<b>CAB-12D</b> - Doors on Second Side

**Note:** When purchasing lift back and split leg options, the lift back with manual gas shock (CAB-LB) must be ordered with the pole/pin plunger split leg (CAB-SL). The ratchet style lift back (CAB-LB-NGS) must be ordered with the ratchet style split leg (CAB-RSL).





**STANDARD LAMINATE CHOICES:**

 Oak	 Grey
 Maple	 Storm Grey
 Cherry Merlot	 Harbor Grain
 Espresso	 Black

**STANDARD WOOD CHOICES:**

 Oak
 Maple

**STANDARD STAIN CHOICES:**

 Warm Copper
 Deep Gamet
 Fossil Gray
 Tungsten

 Rustic Fall
 Warm Caramel
 Black Beauty
Custom Wood Stain Color:

**WOOD STAIN OPTIONS:**

CAB-stain
-----------

**CUSTOM BRANDING:**

<p><b>Decal Custom Small</b> Small Logo Decal (6"W x 6"H)</p> 	<p><b>Decal Custom Large</b> Large Logo Decal (12"W x 12"H)</p> 
---	---

**STANDARD UPHOLSTERY CHOICES:**

 Royal Blue	 American Beauty
 Imperial Blue	 Lark
 Blue Ridge	 Burgundy
 Deep Violet	 Dove
 Forest	 Charcoal
 Mandarin Orange	 Mocha
 Black	 Putty

**CUSTOM CUSHION BRANDING:**

<p><b>Logo Cover</b> - Logo Slip Cover (Lift Back Only) (30"W x 12"H)</p> 	<p><b>Logo DB</b> - Deboss Logo (12"W x 12"H) <b>DEBPLT12</b> - Deboss Plate</p> 								
<p><b>Logo CP</b> - Color Edge Print (12"W x 12"H)</p> 	<p><b>COLOR EDGE UPHOLSTERY CHOICES:</b></p> <table border="1"> <tr> <td> Blue Ribbon</td> <td> Celestial</td> </tr> <tr> <td> Purple Passion</td> <td> Valentine</td> </tr> <tr> <td> Crimson</td> <td> Dolphin</td> </tr> <tr> <td> Black</td> <td></td> </tr> </table> <p><i>**Color Edge Print upholstery colors do not match Standard Upholstery colors.</i></p>	 Blue Ribbon	 Celestial	 Purple Passion	 Valentine	 Crimson	 Dolphin	 Black	
 Blue Ribbon	 Celestial								
 Purple Passion	 Valentine								
 Crimson	 Dolphin								
 Black									