

NAME: \_\_\_\_\_

PHONE: \_\_\_\_\_

SCHOOL/ORGANIZATION: \_\_\_\_\_

E-MAIL: \_\_\_\_\_

DEALER/REP: \_\_\_\_\_

SALES REP: \_\_\_\_\_ QUOTE: \_\_\_\_\_



# 6 Leg Classic Wood MAT TABLES

Designed to support the busy practitioner and multiple patients, solid hardwood construction means our Classic Wood Mat Table is built for strength and stability during practitioner-assisted exercise and other treatments. Our 6 Leg Mat table comes standard with solid hardwood on the base frame, six legs and supports with a thick plywood top construction. The mat table also features a layer of comfortable 1.5" high density foam with softly rounded corners and triple-bolted leg assembly for extra durability.



MAT-4884-6L

### STANDARD FEATURES:

- Load Capacity: 700 lbs.
- Solid hardwood frame and 6 legs
- 3/4" Plywood top
- 1.5" High density foam cushion
- Rounded corners
- Triple-bolted leg assembly
- ADA Compliant

### STANDARD TABLES:

- |  |  |  |
|--|--|--|
| <input type="checkbox"/> <b>MAT-4884-6L</b><br>48"W x 84"L x 19"H<br>Qty _____ | <input type="checkbox"/> <b>MAT-6084-6L</b><br>60"W x 84"L x 19"H<br>Qty _____ | <input type="checkbox"/> <b>MAT-7296-6L</b><br>72"W x 96"L x 19"H<br>Qty _____ |
|--|--|--|

### STANDARD WOOD CHOICES:

-  Oak      Maple

### WOOD STAIN OPTION:

- MAT-Stain

### STAIN CHOICES:










- |  |   |
|--|---|
| <input type="checkbox"/>  Warm Copper | <input type="checkbox"/>  Rustic Fall  |
| <input type="checkbox"/>  Deep Garnet | <input type="checkbox"/>  Warm Caramel |
| <input type="checkbox"/>  Fossil Gray | <input type="checkbox"/>  Black Beauty |
| <input type="checkbox"/>  Tungsten    | <input type="checkbox"/> Custom Wood Stain Color<br>_____   |

### OPTION:

- LOGO-BB** - Table Sling



### STANDARD UPHOLSTERY CHOICES:

- |  |  |
|--|--|
| <input type="checkbox"/>  Royal Blue      | <input type="checkbox"/>  American Beauty |
| <input type="checkbox"/>  Imperial Blue   | <input type="checkbox"/>  Lark            |
| <input type="checkbox"/>  Blue Ridge      | <input type="checkbox"/>  Burgundy        |
| <input type="checkbox"/>  Deep Violet     | <input type="checkbox"/>  Dove            |
| <input type="checkbox"/>  Forest          | <input type="checkbox"/>  Charcoal        |
| <input type="checkbox"/>  Black           | <input type="checkbox"/>  Mocha           |
| <input type="checkbox"/>  Mandarin Orange | <input type="checkbox"/>  Putty           |