

| | |
|----------------------|--|
| Name: | |
| School/Organization: | |
| Dealer/Rep: | |

| | |
|------------|--------|
| Phone: | |
| E-mail: | |
| Sales Rep: | Quote: |

TRACTION TABLES

STANDARD FEATURES:

- Load capacity: 500 lbs
- 27"W x 76"L
- 34 oz. Heavy-duty vinyl with Permablok 3® bacterial protection
- 1.5" High density foam
- Rounded corners
- Single foot control pedal
- White powder coat base



AM-BA450

TABLE CONFIGURATIONS:

| | | |
|--|---|---|
| AM-400 - AM 27"W 4 Section Top 27"W x 76"L x 18-37"H | AM-450 - AM 27"W 4 Section Top with 3pc Head Section 27"W x 76"L x 18-37"H | AM-BA400 - AM-BA 27"W 4 Section Top 27"W x 76"L x 18-37"H |
| QTY | QTY | QTY |



| | | |
|--|--|---|
| AM-BA450 - AM-BA 27"W 4 Section Top with 3pc Head Section 27"W x 76"L x 18-37"H | AM-SX4000 - AM-SX 27"W 4 Section Top 27"W x 76"L x 18-37"H | AM-SX4500 - AM-SX 27"W 4 Section Top with 3pc Head Section 27"W x 76"L x 18-37"H |
| QTY | QTY | QTY |

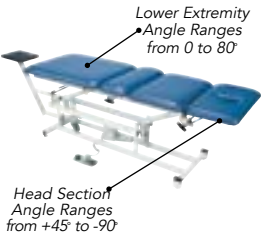
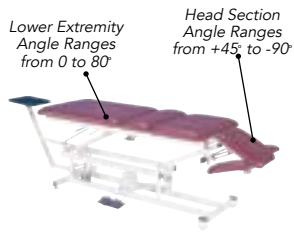
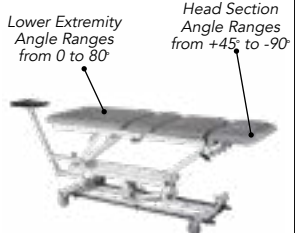
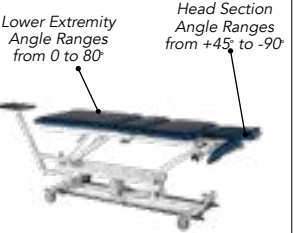





| | | |
|--|---|--|
| AM-BAX4000 - AM-BAX 27"W 4 Section Top with Bar Activator 27"W x 76"L x 19-38"H | AM-SP400 - AM-SP 27"W 4 Section Top 27"W x 76"L x 24-35.5"H | AM-SP450 - AM-SP 27"W 4 Section Top with 3pc Head Section 27"W x 76"L x 24-35.5"H |
| QTY | QTY | QTY |



800.701.5122
armedicamfg.com












TABLE FEATURES:

| | | | | |
|--|---|---|--|---|
|  |  |  |  |  |
| AM-400 | AM-450 | AM-BA400 | AM-BA450 | AM-SX4000 |
| | |  |  | |
| AM-SX4500 | AM-BAX4000 | AM-SP400 | AM-SP450 | |

OPTIONS:

| |
|---|
| AM-T1024 - Add Base with 4 Total Lock Swivel Casters (AM-400 & AM-450 Models Only) |
| AM-91 - Add 1" Extra Soft Foam |
| SPCO - Special Vinyl Color (Provided by Customer) |
| SPBASE - Special Base Color (Select Custom Base Color) |




STANDARD UPHOLSTERY CHOICES:

| | | | |
|---|---------------|---|-----------|
|  | Imperial Blue |  | Taupe |
|  | Blue Ridge |  | Burgundy |
|  | Forest Green |  | Dove Gray |
|  | Black |  | Greystone |
|  | Cappuccino |  | Merlot |
|  | Patina | | |

STANDARD BASE COLOR:

| | |
|---|--------------|
|  | Office White |
|---|--------------|

CUSTOM BASE COLORS:

| | |
|---|-----------------|
|  | Black |
|  | Steel Gray |
|  | Metallic Silver |