

Name:	
School/Organization:	
Dealer/Rep:	

Phone:			
E-mail:			
Sales Rep:		Quote:	

# AM-BAX SERIES

## HI-LO TREATMENT TABLES

### STANDARD FEATURES:

- Load capacity: 500 lbs
- 27"W x 72 or 76"L x 19-38"H
- 34 oz. Heavy-duty vinyl with Permablok 3(R) bacterial protection
- 1" High density foam
- Rounded corners
- (4) Total locking casters
- Steel base with dual foot bar control
- White powder coat base




AM-BAX1000

### TABLE CONFIGURATIONS:




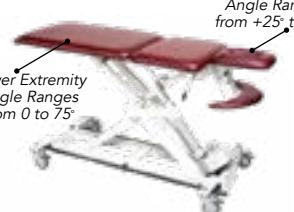

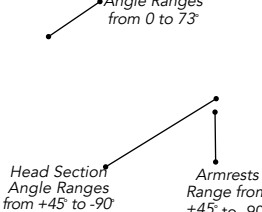
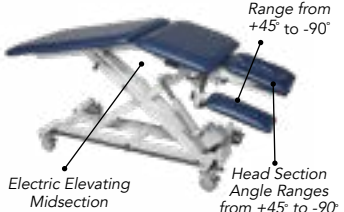
<b>AM-BAX1000</b> - 1 Section 27"W x 76"L x 19-38"H	<b>AM-BXA2000</b> - 2 Section 27"W x 72"L x 19-38"H	<b>AM-BAX2500</b> - 2 Section with 3pc Head Section 27"W x 72"L x 19-38"H	<b>AM-BAX3500</b> - 3 Section 27"W x 72"L x 19-38"H
QTY	QTY	QTY	QTY



<b>AM-BAX5400</b> - 3 Section with Crescent Armrest 27"W x 72"L x 19-38"H	<b>AM-BAX3000</b> - 3 Section with Electric Elevating Midsection 27"W x 72"L x 19-38"H	<b>AM-BAX5500</b> - 5 Section with Adjustable Armrests 27"W x 72"L x 19-38"H	<b>AM-BAX5000</b> - 5 Section with Electric Elevating Midsection & Adjustable Armrests 27"W x 72"L x 19-38"H
QTY	QTY	QTY	QTY



**TABLE FEATURES:**

 <p>Flat Cushion</p>	 <p>Head Section Angle Ranges from +25° to -80°</p>	 <p>Head Section Angle Ranges from +25° to -45°</p>	
AM-BAX1000	AM-BAX2000	AM-BAX2500	AM-BAX3500
 <p>Lower Extremity Angle Ranges from 0 to 75°</p> <p>Head Section Angle Ranges from +25° to -45°</p>	 <p>Electric Elevating Midsection</p> <p>Lower Extremity Angle Ranges from 0 to 73°</p> <p>Head Section Angle Ranges from +45° to -90°</p>	 <p>Lower Extremity Angle Ranges from 0 to 73°</p> <p>Head Section Angle Ranges from +45° to -90°</p> <p>Armrests Range from +45° to -90°</p>	 <p>Armrests Range from +45° to -90°</p> <p>Electric Elevating Midsection</p> <p>Head Section Angle Ranges from +45° to -90°</p>
AM-BAX5400	AM-BAX3000	AM-BAX5500	AM-BAX5000




**OPTIONS:**

<b>AM-27</b> - Face Plug
<b>AM-91</b> - Add 1" Extra Soft Foam
<b>19855</b> - Add-on Belt & Brackets
<b>SPCO</b> - Special Vinyl Color (Provided by Customer)
<b>SPBASE</b> - Special Base Color (Select Custom Base Color)




**STANDARD BASE COLOR:**






	Office White
--	--------------

**CUSTOM BASE COLORS:**

	Black
	Steel Gray
	Metallic Silver

**STANDARD UPHOLSTERY CHOICES:**

	Imperial Blue
	Blue Ridge
	Forest Green
	Black
	Cappuccino
	Patina

	Taupe
	Burgundy
	Dove Gray
	Greystone
	Merlot