

NAME: _____

PHONE: _____

SCHOOL/ORGANIZATION: _____

E-MAIL: _____

DEALER/REP: _____

SALES REP: _____ QUOTE: _____



Your practice will shine with the addition of a new treatment cabinet. Treatment cabinets meet the functional needs of practitioners, with ample storage. The CAB-120 Treatment Cabinet is a multi-purpose treatment cabinet and taping station, featuring a three section cabinet with pass through storage on sides with adjustable shelves, a taping station end with a 55° lift back with manual gas shock, two hinged doors and an open cubby. Apply custom branding to the cushion top and to the cabinet exterior.

STANDARD FEATURES:

- 27"W x 78"L x 34"H
- Load Capacity: 600 lbs.
- 3 Section cabinet
- Open pass through storage on both sides
- Tape station seat on one end
- Open cubby and (2) hinged doors
- (1) Adjustable shelf in each section
- Available in wood or laminate finishes
- 110° Euro hinges on doors
- 2" High density foam, seamless cushions
- Rounded corners
- 55° Lift back with manual gas shock
- Black wire pull handles

CAB-120 Convertible
TAPING/TREATMENT CABINET



CAB-120 with Half Drawer Pullout

STANDARD CABINET:

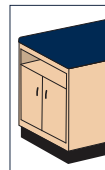
- CAB-120**
27"W x 78"L x 34"H
Qty _____



CAB-120 with Half Drawer Pullout

TAPING SEAT FRONT OPTIONS:

- TSFO-D1** - Full Doors (No Cubby)
- TSFO-D3** - Half Drawer Pullout Under Seat
- TSFO-D4** - Full Drawer Pullout Under Seat
- TSFO-D5** - Foot Extender Under Seat
- TSFO-D6** - 3 Drawers (No Double Doors)
- TSFO-D7** - Front Pullout Stand, Full Drawer, Open Cubby
- TSFO-D11** - 3 Full Drawers (No Cubby or Doors)
- TSFO-D14** - Pullout Stand, Full Drawer, Half Pullout Drawer
- TSFO-D15** - 3 Full Drawers (Replaces Doors), Open Cubby, Foot Extender
- TSFO-D16** - 2 Doors, Half Drawer Pullout, Foot Extender



OPTIONS:

- CAB-LB-NGS** - 60° Lift Back Cushion (Ratchet Style with No Gas Shock)
- CAB-FL** - Flush Mount Handles on Doors
- Lock Double Door** - Lock on Double Doors
- Lock 1001** - Lock on Double Drawers (Not available with Flush Mount Handles)



CAB-LB

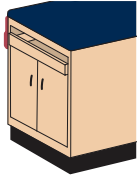


CAB-LB-NGS

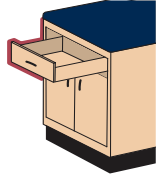
TAPING STATION FRONT OPTIONS:



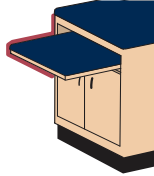
TSFO-D1 - Full Doors



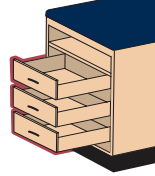
TSFO-D3 - 1/2 Drawer Pullout



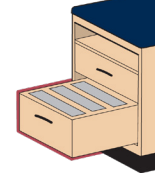
TSFO-D4 - Full Drawer



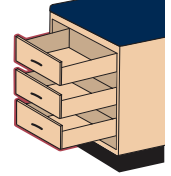
TSFO-D5 - Foot Extender



TSFO-D6 - (3) Drawers



TSFO-D7 - Pullout Stand, Full Drawer, Open Cubby



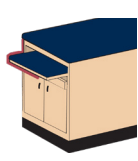
TSFO-D11 - (3) Full Drawers



TSFO-D14 - Pullout Stand, Full Drawer, 1/2 Drawer Pullout



TSFO-D15 - (3) Full Drawers (Replaces Doors), Open Cubby, Foot Extender



TSFO-D16 - (2) Doors, Half Drawer Pullout, Foot Extender

STANDARD WOOD CHOICES:

- Oak Maple

WOOD STAIN OPTION:

- CAB-Stain

STAIN CHOICES:

- Warm Copper Rustic Fall
 Deep Garnet Warm Caramel
 Fossil Gray Black Beauty
 Tungsten Custom Wood Stain Color

STANDARD UPHOLSTERY CHOICES:

- | | |
|--|--|
| <input type="checkbox"/> Royal Blue | <input type="checkbox"/> American Beauty |
| <input type="checkbox"/> Imperial Blue | <input type="checkbox"/> Lark |
| <input type="checkbox"/> Blue Ridge | <input type="checkbox"/> Burgundy |
| <input type="checkbox"/> Deep Violet | <input type="checkbox"/> Dove |
| <input type="checkbox"/> Forest | <input type="checkbox"/> Charcoal |
| <input type="checkbox"/> Black | <input type="checkbox"/> Mocha |
| <input type="checkbox"/> Mandarin Orange | <input type="checkbox"/> Putty |

STANDARD LAMINATE CHOICES:

- | | |
|--|---------------------------------------|
| <input type="checkbox"/> Oak | <input type="checkbox"/> Grey |
| <input type="checkbox"/> Maple | <input type="checkbox"/> Storm Grey |
| <input type="checkbox"/> Cherry Merlot | <input type="checkbox"/> Harbor Grain |
| <input type="checkbox"/> Espresso | <input type="checkbox"/> Black |

CUSTOM BRANDING:

- Decal Custom Small**
Small Logo Decal (6"W x 6"H)
- Decal Custom Large**
Large Logo Decal (12"W x 12"H)



CUSTOM CUSHION BRANDING:

LOGO COVER

Logo Slip Cover (Lift Back Only) (30"W x 12"H)



LOGO DB

Deboss Logo (12"W x 12"H)



DEBPLT12

Deboss Plate

LOGO CP

Color Edge Print (12"W x 12"H)



COLOR EDGE PRINT UPHOLSTERY CHOICES:

- | | |
|---|------------------------------------|
| <input type="checkbox"/> Blue Ribbon | <input type="checkbox"/> Celestial |
| <input type="checkbox"/> Purple Passion | <input type="checkbox"/> Valentine |
| <input type="checkbox"/> Crimson | <input type="checkbox"/> Dolphin |
| <input type="checkbox"/> Black | |

**Color Edge Print upholstery colors do not match Standard Upholstery colors.